

ESPACE

REAL ESTATE

FEBRUARY

COMMUNITY REPORTS & RECENT
TRANSACTIONS

MIRA
VILLAS & TOWNHOUSES



No. Of
Transfers

14

In Mira,
there were 14 transfers
registered at the Dubai
Land Department
during this month.

Highest
Transfer

AED 4.2 M

In accordance with the
data collected, the highest
transfer registered was a
4 BR in Mira 2 that
sold for AED 4,200,000.

Lowest
Transfer

AED 2.75 M

The lowest transfer
recorded was a 3 BR in
Mira 4 that sold
for AED 2,750,000.

Average
Sale Price

AED 3.44 M

Currently, the average
sales price in Mira is
AED 3,441,071. The average
price per sq.ft. is AED 1,271.

OUR ACTIVE BUYER REQUIREMENTS



59+

ACTIVE GREEN BUYERS

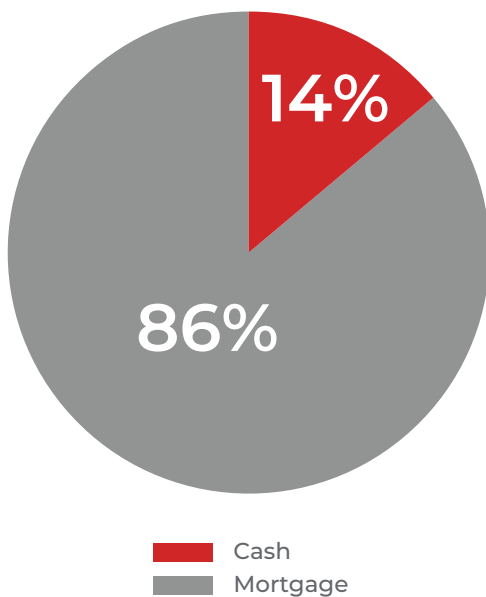
A "Green Buyer" refers to an individual who has expressed a keen interest in purchasing a property within the subject community and has been registered on our CRM system as a "qualified buyer" within the last two months. "Green Buyers" also include buyers who have been registered in the past but who have become actively engaged in the viewing process within the last two-month period.

MIRA - BUDGET AED 4,500,000

TH | 3 BR + M | Large Plot, Single Row

MORTGAGE VS CASH TRANSACTIONS

Community	Cash	Mortgages
Al Barari	83%	17%
Palm Jumeirah (V)	78%	22%
Mira Oasis	76%	24%
JBR	75%	25%
Palm Jumeirah (A)	67%	33%
Jumeirah Islands	67%	33%
Downtown Dubai	65%	35%
Dubai Marina	63%	37%
Dubai Hills Estate	61%	39%
Victory Heights	60%	40%
JGE	54%	46%
The Greens / The Views	47%	53%
Damac Hills	41%	59%
The Meadows	41%	59%
Green Community	33%	67%
Jumeirah Village Triangle	30%	70%
Town Square	28%	72%
Al Furjan	25%	75%
Jumeirah Park	25%	75%
The Lakes	25%	75%
Arabian Ranches	19%	81%
Arabian Ranches 2	17%	83%
Mira	14%	86%
The Springs	13%	87%
Mudon	12%	88%



In Mira, 86% of transferred sales involved mortgage financing, whereas 14% were completed by cash buyers.

AVERAGE LOAN TO VALUE

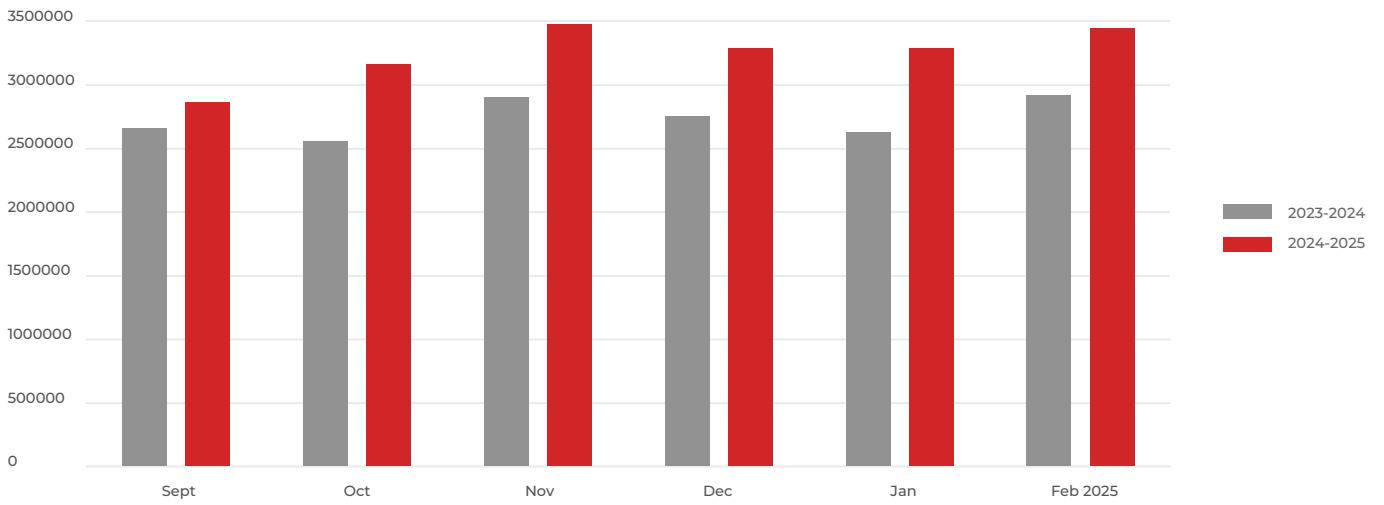


Mira

81%

Community	LTV
Palm Jumeirah (V)	50%
Al Barari	53%
The Meadows	61%
Arabian Ranches 2	64%
Jumeirah Islands	65%
Jumeirah Park	66%
Victory Heights	66%
JBR	68%
Palm Jumeirah (A)	70%
Jumeirah Village Triangle	71%
Arabian Ranches	71%
Downtown Dubai	72%
Al Furjan	72%
Damac Hills	73%
The Lakes	73%
Dubai Hills Estate	73%
The Greens / The Views	73%
JGE	74%
Dubai Marina	76%
The Springs	76%
Green Community	78%
Mudon	79%
Mira Oasis	80%
Mira	81%
Town Square	83%

TRAILING 6 MONTH AVERAGE SALE PRICE



	September	October	November	December	January	February
2023-2024	AED 2,652,941.00	AED 2,547,503.00	AED 2,893,429.00	AED 2,748,750.00	AED 2,625,000.00	AED 2,912,000.00
2024-2025	AED 2,856,531.00	AED 3,154,333.00	AED 3,473,214.00	AED 3,283,455.00	AED 3,285,000.00	AED 3,441,071.00

RECENTLY SOLD IN MIRA



Mira 5

SOLD FOR AED 3,075,000

TOWNHOUSE
3 BEDROOMS



Mira 1

SOLD FOR AED 3,400,000

TOWNHOUSE
4 BEDROOMS



Mira 2

SOLD FOR AED 3,825,000

TOWNHOUSE
4 BEDROOMS

ESPACE MORTGAGE SERVICES

At Espace Mortgage Services, we work hard on your behalf, providing a high-quality, flexible service to get you the best mortgage deal possible to suit your needs, while giving you the guidance you need. Discover the best mortgage products available in Dubai right now.

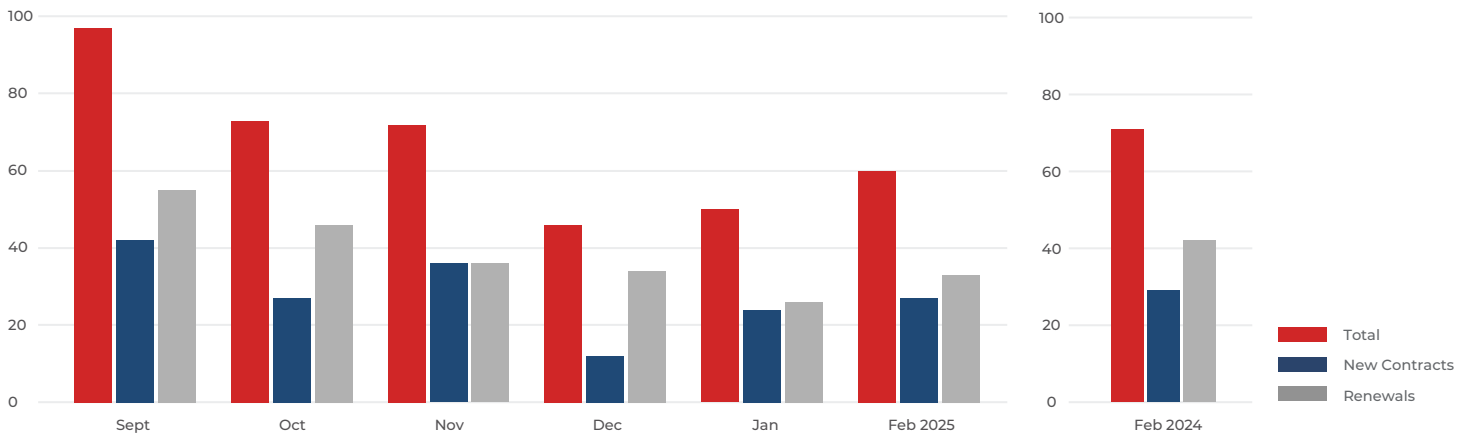
3.75%
2 years fixed

3.89%
2 years fixed

4.85%
Variable Rate



TRAILING 6 MONTH RENTAL TRANSACTIONS



2024-2025	September	October	November	December	January	February
Total	97	73	72	46	50	60
New contracts	42	27	36	12	24	27
Renewals	55	46	36	34	26	33

February 2024	Change
71	▼ -15%
29	▼ -7%
42	▼ -21%